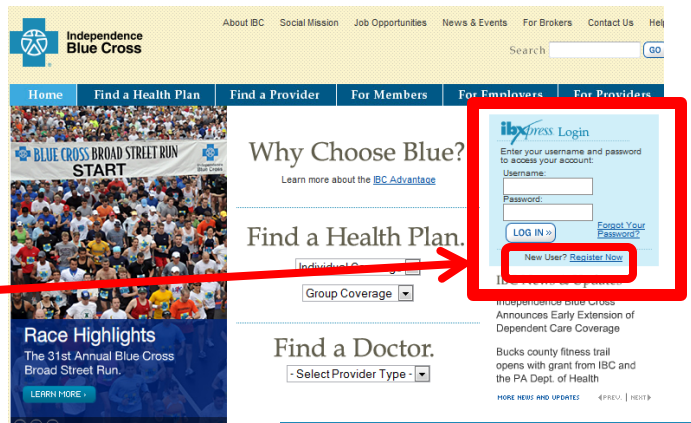


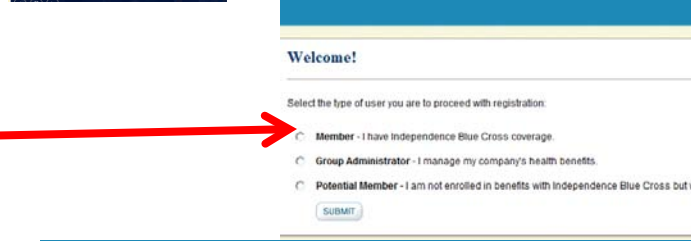
Printing a Temporary ID Card

IBC allows you to go online to print a temporary ID card.

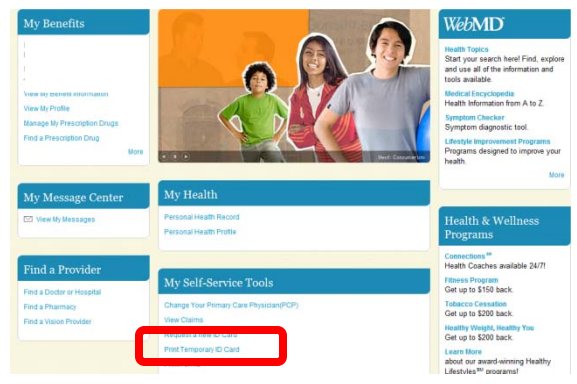
Step 1- Go to www.ibx.com and log in to ibxpress, or, if you don't have an ibxpress account, create one.



Step 2- If you need to create an Account, click "Member", and enter the required information on the following screen.



Step 3- Once you have set up your account, on the main page, click on "Print Temporary ID card" and you will be able to print out your ID.



If you have any issues through this process, call into IBC's Portal Team at 215-567-4002 or 1-800-626-6076 for further assistance.